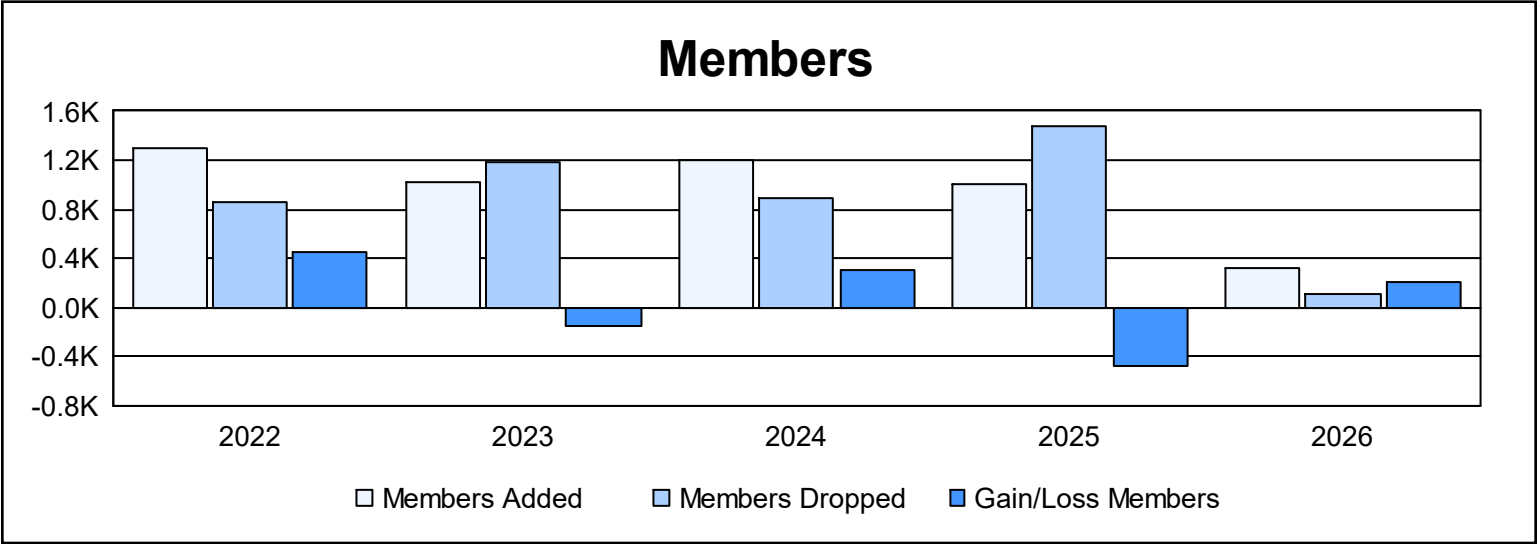
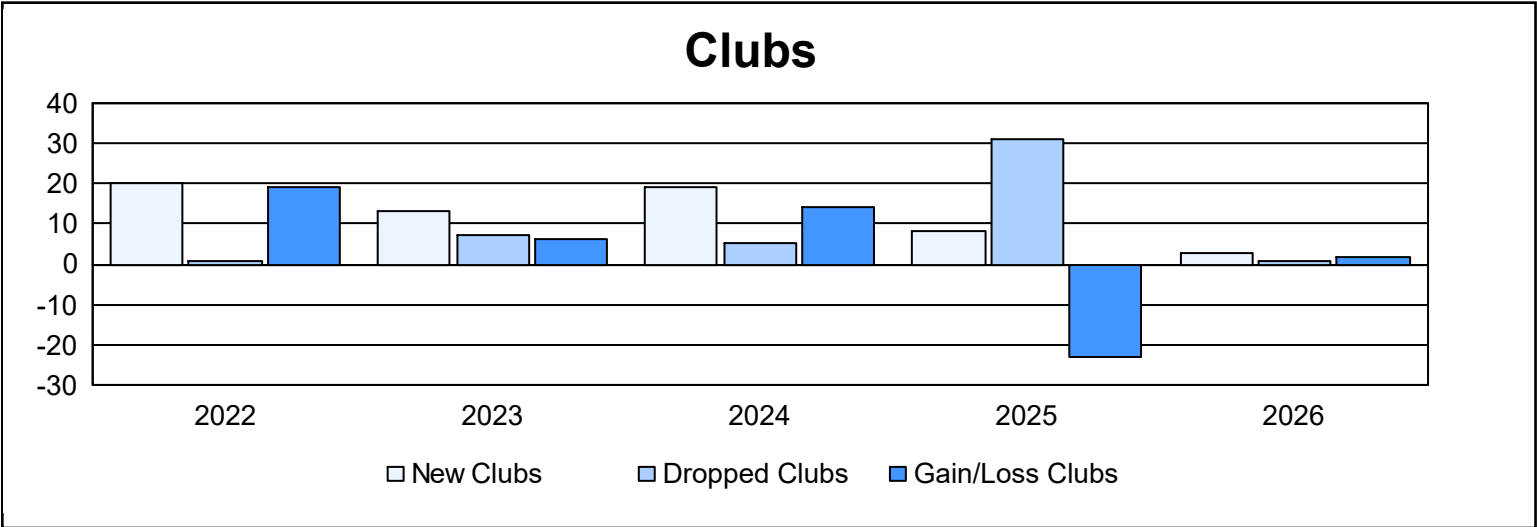
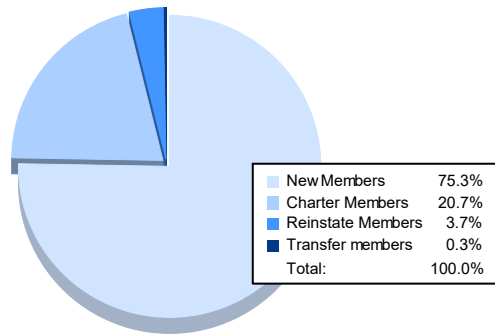


Year	New Clubs	Dropped Clubs	Gain/ Loss Clubs	New Members	Charter Members	Reinstate Members	Transfer Members	Total Member Added	Total Members Dropped	Gain/ Loss Members
2021-2022	20	1	19	723	537	29	6	1,295	852	443
2022-2023	13	7	6	627	317	66	18	1,028	1,178	-150
2023-2024	19	5	14	630	502	60	13	1,205	898	307
2024-2025	8	31	-23	649	231	78	42	1,000	1,469	-469
2025-2026	3	1	2	244	67	12	1	324	115	209
Average	13	9	4	575	331	49	16	970	902	68



Membership Composition September 2025 Cumulative



Gender Composition September 2025 Cumulative

